




 <b>Belgium</b>	
<b>Area</b> 30, 510 km squared	<b>Highest Elevation</b> Signal de Botrange, 694m
<b>Armed Forces</b> 41, 750 Troops	<b>Estimated 2002 Population</b> 10, 165, 000
<b>Languages Spoken</b> Dutch: 58% French: 32% German: 10%	<b>Population Growth</b> 0.18%
	<b>Population Density</b> 333 people per km squared
<b>Religions</b> Roman Catholic: 75% Protestant or other 25%	<b>Life Expectancy</b> Male: 75 Female: 82
	<b>TVs per 1000 People</b> 541
<b>GNI in 2000</b> 251.6 billion US dollars	<b>PCs per 1000</b> 344.5


 <b>Bosnia and Herzegovina</b>	
<b>Area</b> 51, 129 km squared	<b>Highest Elevation</b> Maglic, 2, 386m
<b>Armed Forces</b> N/A	<b>Estimated 2002 Population</b> 3, 890, 000
<b>Languages Spoken</b> Croatian Serbian Bosnian	<b>Population Growth</b> 3.10%
	<b>Population Density</b> 75 people per km squared
<b>Religions</b> Muslim: 40% Orthodox: 31% Roman Catholic: 15% Protestant 4%	<b>Life Expectancy</b> Male: 70 Female: 75
	<b>TVs per 1000 People</b> 111
<b>GNI in 2000</b> 4.9 billion US dollars	<b>PCs per 1000</b> N/A


 <b>Federative Republic of Brazil</b>	
<b>Area</b> 8, 511, 965 km squared	<b>Highest Elevation</b> Pico da Neblina, 3, 014m
<b>Armed Forces</b> 291, 000 troops	<b>Estimated 2002 Population</b> 174, 222, 000
<b>Languages Spoken</b> Portugese Spanish English French	<b>Population Growth</b> 0.94%
	<b>Population Density</b> 20 people per km squared
<b>Religions</b> Roman Catholic: 80% Other: 20%	<b>Life Expectancy</b> Male: 59 Female: 68
	<b>TVs per 1000 People</b> 343
<b>GNI in 2000</b> 610.1 billion US dollars	<b>PCs per 1000</b> 44.1


 <b>Republic of Brundi</b>	
<b>Area</b> 27, 830 km squared	<b>Highest Elevation</b> Mount Heha, 2, 670m
<b>Armed Forces</b> 45, 500 troops	<b>Estimated 2002 Population</b> 7, 044, 000
<b>Languages Spoken</b> Kirundi French Swahili	<b>Population Growth</b> 3.15%
	<b>Population Density</b> 253 people per km squared
<b>Religions</b> Roman Catholic: 62% Indigenous: 23% Muislim: 10% Protestant 5%	<b>Life Expectancy</b> Male: 45 Female: 47
	<b>TVs per 1000 People</b> 30
<b>GNI in 2000</b> 4.9 billion US dollars	<b>PCs per 1000</b> N/A


 <b>People's Republic of China</b>	
<b>Area</b> 9, 596, 960 km squared.	<b>Highest Elevation</b> Mount Everest, 8, 850m
<b>Armed Forces</b> 2, 480, 000 troops	<b>Estimated 2002 Population</b> 1, 303, 875, 000
<b>Languages Spoken</b> Chinese Mandarin Minnan	<b>Population Growth</b> 0.90%
	<b>Population Density</b> 136 people per km squared
<b>Religions</b> Athiest Daoist/Taoist Buddhist Other 4%	<b>Life Expectancy</b> Male: 70 Female: 73
	<b>TVs per 1000 People</b> 293
<b>GNI in 2000</b> 1, 062.9 billion US dollars	<b>PCs per 1000</b> 15.9


 <b>Kingdom of Denmark</b>	
<b>Area</b> 43, 094 km squared.	<b>Highest Elevation</b> Ejer Bavenoj, 173m
<b>Armed Forces</b> 24, 300 troops	<b>Estimated 2002 Population</b> 5, 307, 000
<b>Languages Spoken</b> Danish, Faroese English German	<b>Population Growth</b> 0.31%
	<b>Population Density</b> 123 people per km squared
<b>Religions</b> Evangelical Lutheran Protestant Roman Catholic	<b>Life Expectancy</b> Male: 74 Female: 79
	<b>TVs per 1000 People</b> 807
<b>GNI in 2000</b> 172.2 billion US dollars	<b>PCs per 1000</b> 431.5


 <b>Arab Republic of Egypt</b>	
<b>Area</b> 547, 030 km squared	<b>Highest Elevation</b> Mount Catherine, 2, 637m
<b>Armed Forces</b> 450, 000	<b>Estimated 2002 Population</b> 70, 818, 000
<b>Languages Spoken</b> Arabic English French	<b>Population Growth</b> 1.72%
	<b>Population Density</b> 71 people per km squared
<b>Religions</b> Muslim 94% Coptic Cristian	<b>Life Expectancy</b> Male: 61 Female: 65
	<b>TVs per 1000 People</b> 189
<b>GNI in 2000</b> 95.4 billion US dollars	<b>PCs per 1000</b> 22.1


 <b>French Republic</b>	
<b>Area</b> 547, 209 km squared	<b>Highest Elevation</b> Mont Blanc, 4, 807m
<b>Armed Forces</b> 317, 300 troops	<b>Estimated 2002 Population</b> 59, 441, 000
<b>Languages Spoken</b> French Some regional Dialects	<b>Population Growth</b> 0.38%
	<b>Population Density</b> 108 people per km squared
<b>Religions</b> Roman Catholic: 75% Muslim: 3% Protestant: 2% Jewish: 1%	<b>Life Expectancy</b> Male: 75 Female: 83
	<b>TVs per 1000 People</b> 628
<b>GNI in 2000</b> 1, 438.3 billion US dollars	<b>PCs per 1000</b> 304.3


 <b>Federal Republic of Germany</b>	
<b>Area</b> 357, 021km squared	<b>Highest Elevation</b> Zugspitze, 9, 721m
<b>Armed Forces</b> 332, 800 troops	<b>Estimated 2002 Population</b> 82, 286, 000
	<b>Population Growth</b> 0.29%
<b>Languages Spoken</b> German English	<b>Population Density</b> 231 people per km squared
	<b>Life Expectancy</b> Male: 74 Female: 81
<b>Religions</b> Protestant: 38% Roman Catholic: 34% Muslim: 2%	<b>TVs per 1000 People</b> 586
<b>GNI in 2000</b> 2, 063.7 billion US dollars	<b>PCs per 1000</b> 336


 <b>Republic of Hungary</b>	
<b>Area</b> 93, 030 km squared	<b>Highest Elevation</b> Kekes, 1,015m
<b>Armed Forces</b> 43, 440 troops	<b>Estimated 2002 Population</b> 9, 956, 000
	<b>Population Growth</b> -0.33%
<b>Languages Spoken</b> Hungarian: 98% other 2%	<b>Population Density</b> 107 people per km squared
	<b>Life Expectancy</b> Male: 67 Female: 76
<b>Religions</b> Roman Catholic: 68% Calvinist: 20% Lutheran: 5%	<b>TVs per 1000 People</b> 437
<b>GNI in 2000</b> 47.2 billion US dollars	<b>PCs per 1000</b> 85.3


 <b>Islamic Republic of Iran</b>	
<b>Area</b> 93, 030 km squared	<b>Highest Elevation</b> Mount Damavand, 5, 604m
<b>Armed Forces</b> 43, 440 troops	<b>Estimated 2002 Population</b> 69, 049, 000
	<b>Population Growth</b> 0.83%
<b>Languages Spoken</b> Hungarian: 98% other 2%	<b>Population Density</b> 42 people per km squared
	<b>Life Expectancy</b> Male: 68 Female: 71
<b>Religions</b> Roman Catholic: 68% Calvinist: 20% Lutheran: 5%	<b>TVs per 1000 People</b> 163
<b>GNI in 2000</b> 106.7 billion US Dollars	<b>PCs per 1000</b> 62.8


 <b>Japan</b>	
<b>Area</b> 377,835 km squared	<b>Highest Elevation</b> Fujijama 3,776m
<b>Armed Forces</b> 236,300 troops	<b>Estimated 2002 Population</b> 127,018,000
	<b>Population Growth</b> 0.18%
<b>Languages Spoken</b> Japanese 100%	<b>Population Density</b> 336 people per km squared
	<b>Life Expectancy</b> Male: 78 Female: 84
<b>Religions</b> Shinto-Buddhism 84% Christian 1% Other 15%	<b>TVs per 1000 People</b> 725
<b>GNI in 2000</b> 4,519.1 billion US Dollars	<b>PCs per 1000</b> 315.2


 <b>Republic of Kazakhstan</b>	
<b>Area</b> 2,717,300 km squared	<b>Highest Elevation</b> Mt. Tengri 6,398m
<b>Armed Forces</b> 6,5800 troops	<b>Estimated 2002 Population</b> 16,191,000
	<b>Population Growth</b> -0.05%
<b>Languages Spoken</b> Kazakh 40% Russian 60%	<b>Population Density</b> 6 people per km squared
	<b>Life Expectancy</b> Male: 58 Female: 69
<b>Religions</b> Muslim 47% Russian Orthodox 44% Protestant 2%	<b>TVs per 1000 People</b> 241
<b>GNI in 2000</b> 18.8 billion US Dollars	<b>PCs per 1000</b> N/A


 <b>Republic of Kenya</b>	
<b>Area</b> 582,650 km squared	<b>Highest Elevation</b> Mount Kenya 5,199 m
<b>Armed Forces</b> 24,200 troops	<b>Estimated 2002 Population</b> 31,069,000
	<b>Population Growth</b> 1.53%
<b>Languages Spoken</b> English Swahili	<b>Population Density</b> 54 people per km squared
	<b>Life Expectancy</b> Male: 47 Female: 49
<b>Religions</b> Protestant 38% Roman Catholic 28% Muslim 7% Other 28%	<b>TVs per 1000 People</b> 25
<b>GNI in 2000</b> 18.8 billion US Dollars	<b>PCs per 1000</b> 4.9


 <b>Grand Duchy of Luxembourg</b>	
<b>Area</b> 2,586 km squared	<b>Highest Elevation</b> Buurgplatz 559m
<b>Armed Forces</b> 768 troops	<b>Estimated 2002 Population</b> 438,000
	<b>Population Growth</b> 1.27%
<b>Languages Spoken</b> French German English	<b>Population Density</b> 169 people per km squared
	<b>Life Expectancy</b> Male: 74 Female: 81
<b>Religions</b> Roman Catholic 97% Protestant 2% Jewish 1%	<b>TVs per 1000 People</b> N/A
<b>GNI in 2000</b> 18,439 million US Dollars	<b>PCs per 1000</b> N/A


 <b>Republic of Mozambique</b>	
<b>Area</b> 801,590 km squared	<b>Highest Elevation</b> Monte Binga 2,436m
<b>Armed Forces</b> 6,100 troops	<b>Estimated 2002 Population</b> 20,367,000
	<b>Population Growth</b> 1.47%
<b>Languages Spoken</b> Potuguese	<b>Population Density</b> 25 per km squared
	<b>Life Expectancy</b> Male: 38 Female: 37
<b>Religions</b> Christian 30% Muslim 20% Other 50%	<b>TVs per 1000 People</b> 5
<b>GNI in 2000</b> 3.7 billion US Dollars	<b>PCs per 1000</b> 3


	<u>Kingdom of the Netherlands</u>
<b>Area</b> 41,532 km squared	<b>Highest Elevation</b> Vaalserberg 321m
<b>Armed Forces</b> 56,380 troops	<b>Estimated 2002 Population</b> 15,849,000
<b>Languages Spoken</b> Dutch	<b>Population Growth</b> 0.57%
	<b>Population Density</b> 382 people per km squared
<b>Religions</b> Roman Catholic 34% Protestant 25% Muslim 3% None 36%	<b>Life Expectancy</b> Male: 75 Female: 81
	<b>TVs per 1000 People</b> 538
<b>GNI in 2000</b> 397.5 billion US Dollars	<b>PCs per 1000</b> 394.1


	<u>New Zealand</u>
<b>Area</b> 268,680 km squared	<b>Highest Elevation</b> Mount Cook 3,764m
<b>Armed Forces</b> 9,530 troops	<b>Estimated 2002 Population</b> 3,930,000
<b>Languages Spoken</b> English Maori	<b>Population Growth</b> 1.17%
	<b>Population Density</b> 15 people per km squared
<b>Religions</b> Roman Catholic 15% Methodist 5% Baptist 2% None 78%	<b>Life Expectancy</b> Male: 75 Female: 81
	<b>TVs per 1000 People</b> 522
<b>GNI in 2000</b> 49.8 billion US Dollars	<b>PCs per 1000</b> 360.2


	<u>Portuguese Republic</u>
<b>Area</b> 92,391 km squared	<b>Highest Elevation</b> Estrela 1,993m
<b>Armed Forces</b> 49,700 troops	<b>Estimated 2002 Population</b> 9,863,000
<b>Languages Spoken</b> Portuguese	<b>Population Growth</b> 0.18%
	<b>Population Density</b> 111 people per km squared
<b>Religions</b> Roman Catholic Protestant	<b>Life Expectancy</b> Male: 72 Female: 79
	<b>TVs per 1000 People</b> 630
<b>GNI in 2000</b> 111.3 billion US Dollars	<b>PCs per 1000</b> 299.3


	<u>Russian Federation</u>
<b>Area</b> 17,075,200 km squared	<b>Highest Elevation</b> Mount Elbrus 5,642m
<b>Armed Forces</b> 1,004,100	<b>Estimated 2002 Population</b> 146,376,000
<b>Languages Spoken</b> Russian	<b>Population Growth</b> -0.38%
	<b>Population Density</b> 9 people per km squared
<b>Religions</b> Russian Orthodox Muslim	<b>Life Expectancy</b> Male: 62 Female: 73
	<b>TVs per 1000 People</b> 421
<b>GNI in 2000</b> 241 billion US Dollars	<b>PCs per 1000</b> 42.9


	<u>Rwandese Republic</u>
<b>Area</b> 26,338 km squared	<b>Highest Elevation</b> Volcan Karisimbi 4519m
<b>Armed Forces</b> 47,000 troops	<b>Estimated 2002 Population</b> 8,063,000
<b>Languages Spoken</b> French English Swahili	<b>Population Growth</b> 1.14%
	<b>Population Density</b> 306 people per km squared
<b>Religions</b> Roman Catholic Protestant Muslim	<b>Life Expectancy</b> Male: 39 Female: 40
	<b>TVs per 1000 People</b> 0
<b>GNI in 2000</b> 1.9 billion US Dollars	<b>PCs per 1000</b> N/A


	<u>Kingdom of Saudi Arabia</u>
<b>Area</b> 1,960,582 km squared	<b>Highest Elevation</b> Jabal Swada
<b>Armed Forces</b> 105,500 troops	<b>Estimated 2002 Population</b> 22,910,000
<b>Languages Spoken</b> Arabic	<b>Population Growth</b> 3.28%
	<b>Population Density</b> 11 people per km squared
<b>Religions</b> Muslim	<b>Life Expectancy</b> Male: 66 Female: 70
	<b>TVs per 1000 People</b> 264
<b>GNI in 2000</b> 149.9 billion US Dollars	<b>PCs per 1000</b> 60.2


	<u>Somalia</u>
<b>Area</b> 637,657 km squared	<b>Highest Elevation</b> Mount Surud Ad 2,408m
<b>Armed Forces</b> None	<b>Estimated 2002 Population</b> 10,837,000
<b>Languages Spoken</b> Soamli Italian English	<b>Population Growth</b> 2.90%
	<b>Population Density</b> 17 people per km squared
<b>Religions</b> Sunni Muslim	<b>Life Expectancy</b> Male: 45 Female: 48
	<b>TVs per 1000 People</b> 14
<b>GNI in 2000</b> 4.1 billion US Dollars	<b>PCs per 1000</b> N/A


	<u>Republic of South Africa</u>
<b>Area</b> 1,219,912	<b>Highest Elevation</b> Njesuthi 3,408m
<b>Armed Forces</b> 69,950 troops	<b>Estimated 2002 Population</b> 40,952,000
<b>Languages Spoken</b> Afrikaans English Zulu	<b>Population Growth</b> 0.50%
	<b>Population Density</b> 17 people per km squared
<b>Religions</b> Christian Muslim Hindu Other	<b>Life Expectancy</b> Male: 50 Female: 52
	<b>TVs per 1000 People</b> 127
<b>GNI in 2000</b> 129.2 billion US Dollars	<b>PCs per 1000</b> 61.8


	<b>Kingdom of Spain</b>
<b>Area</b> 504,782 km squared	<b>Highest Elevation</b> Pico de Teide 3,718m
<b>Armed Forces</b> 186,500	<b>Estimated 2002 Population</b> 39,567,000
<b>Languages Spoken</b> Spanish Catalan	<b>Population Growth</b> 0.11%
	<b>Population Density</b> 78 people per km squared
<b>Religions</b> Roman Catholic	<b>Life Expectancy</b> Male: 75 Female: 82
	<b>TVs per 1000 People</b> 591
<b>GNI in 2000</b> 595.3 billion US Dollars	<b>PCs per 1000</b> 142.9


	<b>Kingdom of Swaziland</b>
<b>Area</b> 17,363 km squared	<b>Highest Elevation</b> Emlembe 1,862m
<b>Armed Forces</b> N/A	<b>Estimated 2002 Population</b> 1,064,000
<b>Languages Spoken</b> English	<b>Population Growth</b> 2.02%
	<b>Population Density</b> 61 people per km squared
<b>Religions</b> Christian Other	<b>Life Expectancy</b> Male: 40 Female: 41
	<b>TVs per 1000 People</b> 119
<b>GNI in 2000</b> 1.5 billion US Dollars	<b>PCs per 1000</b> N/A

	<b>Kingdom of Thailand</b>
<b>Area</b> 514,000 km Squared	<b>Highest Elevation</b> Mount Inthanon 2,595m
<b>Armed Forces</b> 306,000 troops	<b>Estimated 2002 Population</b> 62,422,000
<b>Languages Spoken</b> English Thai	<b>Population Growth</b> 0.93%
	<b>Population Density</b> 122 people per km squared
<b>Religions</b> Buddhism Muslim Christian	<b>Life Expectancy</b> Male: 65 Female: 72
	<b>TVs per 1000 People</b> 284
<b>GNI in 2000</b> 121.6 billion US dollars	<b>PCs per 1000</b> 24.3

	<b>Republic of Uganda</b>
<b>Area</b> 236,040 km squared	<b>Highest Elevation</b> Margherita Peak 5,109m
<b>Armed Forces</b> 40,000 troops	<b>Estimated 2002 Population</b> 23,199,000
<b>Languages Spoken</b> English Swahili	<b>Population Growth</b> 2.72%
	<b>Population Density</b> 96 people per km squared
<b>Religions</b> Roman Catholic Protestant Muslim Other	<b>Life Expectancy</b> Male: 42 Female: 44
	<b>TVs per 1000 People</b> 27
<b>GNI in 2000</b> 6.7 billion US Dollars	<b>PCs per 1000</b> 2.7

	<b>United Kingdom</b>
<b>Area</b> 244,820 km squared	<b>Highest Elevation</b> Ben Nevis 1,343 m
<b>Armed Forces</b> 212,400 troops	<b>Estimated 2002 Population</b> 58,959,000
<b>Languages Spoken</b> English Welsh Gaelic	<b>Population Growth</b> 0.25%
	<b>Population Density</b> 242 people per km squared
<b>Religions</b> Church of England Roman Catholic Muslim Protestant	<b>Life Expectancy</b> Male: 75 Female: 80
	<b>TVs per 1000 People</b> 645
<b>GNI in 2000</b> 1,495.50	<b>PCs per 1000</b> 337.8

	<b>United States of America</b>
<b>Area</b> 9,629,091	<b>Highest Elevation</b> Mount McKinley 6,194m
<b>Armed Forces</b> 1,371,500 troops	<b>Estimated 2002 Population</b> 286,510,000
<b>Languages Spoken</b> English Spanish	<b>Population Growth</b> 0.91%
	<b>Population Density</b> 31 people per km squared
<b>Religions</b> Protestant Roman Catholic Jewish Mormon	<b>Life Expectancy</b> Male: 74 Female: 80
	<b>TVs per 1000 People</b> 854
<b>GNI in 2000</b> 9,601.5 billion US Dollars	<b>PCs per 1000</b> 585.2

	<b>Republic of Zimbabwe</b>
<b>Area</b> 390,580km squared	<b>Highest Elevation</b> Mount Inyangani 2,595m
<b>Armed Forces</b> 39,000	<b>Estimated 2002 Population</b> 11,896,000
<b>Languages Spoken</b> English Shona	<b>Population Growth</b> 0.26%
	<b>Population Density</b> 30 people per km squared
<b>Religions</b> Christian Muslim	<b>Life Expectancy</b> Male: 39 Female: 36
	<b>TVs per 1000 People</b> 30
<b>GNI in 2000</b> 5.9 billion US Dollars	<b>PCs per 1000</b> 11.9

## Country Information

